



PORSCHE





Contents.

2	Sports Car Fascination
8	Models
12	Design
22	Drive and chassis
44	Comfort and infotainment
62	Lighting and assistance systems
72	Personalization
92	Panorama
94	Technical data
100	Driver assistance systems



Discover more of the 911 with the Porsche AR Visualizer app.

All models shown in this brochure are of European specifications. Some options shown may not be available.

Model shown | 911 Carrera S



An icon in a world of icons.

Sports Car Fascination



“In the beginning, I looked around, but could not find quite the car I dreamed of. So, I decided to build it myself.” Ferry Porsche

The dream of the sports car.

You have to fight for a big dream. And a bold vision. The next victory? Rarely will it simply fall into your lap. Often though, there are innate factors you must fight against: resistance, conventions, and rigid patterns of thinking.

Whatever your dream is, nothing is achieved without passion, grit, and determination. Dr. Ferry Porsche gave his all to create the sports car of his dreams. His dream came true. Not because he hesitated, dwelled, or got lucky, but because he went the extra mile.

This attitude is in every Porsche we’ve created since 1948. It’s there in the smallest part and in every race we’ve won. Because we fight. We fight for one more crucial percentage point. For the one second that means the difference between triumph and defeat. For the “Dr. Ing.” in our company name and for the chance to stir passion for the sports car, time and time again.

To us, it’s never been about extra horsepower alone. It’s about engines that are more efficient, not bigger. It’s about a design that follows principles, not trends. It’s about sports cars that can be driven day in and day out.

It’s only when all these things come together that we can talk of Intelligent Performance—the core of the Porsche brand and its future. That is what we fight for. Just as we did on day one. We are fighting for a dream that will forever be in our hearts.

The 911 concept.

With the 911, Ferry Porsche and his son Ferdinand Alexander created a sports car icon that has fascinated us for over 50 years. The secret to their success? A harmonious overall concept with a timeless design and—as our engineers sometimes call it—unique technical layout. The 2+2 seats, the ideal concept for an agile, thoroughbred sports car that also meets the challenges of everyday driving. The compact engine is located at the rear, providing excellent traction and characterizing the unmistakable driving feel of a 911. Since 1963, we've been steadfastly working to further perfect the 911 concept. And we've never been closer to reaching this goal.

The eighth generation of the 911 is the sum of its predecessors—a reflection of the past and a vision of the future. The silhouette: iconic. The design: timeless. The technology: inspired by great racing victories and always one step ahead. The result is both the most beautiful and most modern version of the 911. Full of memories, yet also full of ideas as to how we can shape the future of the sports car. This makes the 911 The Timeless Machine.

**The 911.
The Timeless Machine.**



Models shown | 911 Carrera S Cabriolet, 911 Carrera 4S



What makes a good story?
Exciting highlights.

Models

Highlights.

- Clear, distinctive design language in the interior and exterior—of both the Coupe and Cabriolet
- A new generation of engines with increased power in the base 911 models and additional athleticism and dynamics in the S models
- Standard 8-speed Porsche Doppelkupplung (PDK) transmission
- Standard enhanced Porsche Active Suspension Management (PASM) for improved sporty performance and comfort
- New optional driver assistance systems, such as Lane Keep Assist (LKA) with Traffic Sign Recognition or Night Vision Assist
- LED headlights with Matrix Design, including Porsche Dynamic Light System Plus (PDLS+)
- Staggered wheel diameters, front and rear, up to 20/21-inch
- Porsche Communication Management (PCM), including online navigation module and Porsche Connect with 10.9-inch touchscreen display

Model shown | 911 Carrera S

Timeless and contemporary
have never been so close.

Design





Exterior.

Only a single line is required to describe the 911: the iconic silhouette with a longer, flatter hood, steeply inclined windshield and gently rearward sloping roof line. It characterized the original 911 sports car for over 50 years, and finds its highly contemporary counterpart in the current 911.

To appreciate the design of the 911, it's best to begin where its heart beats: the rear, where its horizontally opposed engine is found. Emphasized by a powerful end that has permanently shaped the proportions of the 911, clearly and precisely designed. Straight lines, with an evident horizontal orientation, focusing on the essentials.

The rear window appears visually extended and almost seamlessly merges into the black rear lid grille, which supplies the engine with fresh air. The vertical slats of the grille accommodate another visual highlight: the vertically aligned third brake light. Directly beneath this is the seamless light strip that links the three-dimensional LED taillights.



Viewed from the front, the 911 tells the story of its past. And reveals much about its future. The fenders are clearly shaped, highlighting the powerful geometry and design DNA. The curve of the hood, with its characteristic dynamic recess profiles and straight slope to the front fascia, is both a nod and a tribute to the first-generation 911 models.

The shape and position of the LED headlights are also reminiscent of the first 911 generations. The cameras and sensors in the comfort and assistance systems are subtly integrated under the front fascia. The horizontal air intakes facilitate the on-demand supply of air, optimizing aerodynamics and ventilation through the active air intake flaps.





Interior.

Good design should be pioneering, just like the technology. That's why the interior of the 911 blazes new trails—reflecting old strengths and expanding new possibilities. The principle: analog precision meets digital integration—strictly designed around the driver, as always.

The horizontal orientation of the interior is striking. All the relevant operating controls are located on the left and right of the Multifunction Sport Steering Wheel, within grasp and directly adjacent to the driver. A principle that distinguished the first three generations of the 911—clean and open interior design and exceptional ease of use.

The instrument cluster with the analog tachometer as the central element is in direct view at all times. To the left and right of this are two high-resolution 7-inch displays that provide all the essential car information on virtual instruments. Right next to this is the high-resolution 10.9-inch touchscreen display of Porsche Communication Management (PCM).

The center console is detached from the dashboard and, as part of the Porsche Advanced Cockpit operating concept, houses a few, touch-sensitive buttons arranged in front of the gear selector. Above these are five analog buttons, for direct access to the essential functions of the drive and chassis.

The interior features strengths of previous 911 generations, yet is almost entirely redeveloped. And you notice it immediately—from the steering wheel, through the Sport Seats, to the gear selector. Every button, every grip, every air outlet has been carefully considered down to the last detail. The top-grade feel is highlighted by trim strips with decorative inlays in Dark Silver Diamar, or as an option in Brushed Aluminum, Carbon Fiber, exterior color, Leather, or fine wood.

The rear seats are remarkably comfortable. The shelf behind them provides additional storage. And thanks to the folding backrests, the 911 Carrera models have ample space in the rear for luggage.

Model shown | 911 Carrera S




Model shown | 911 Carrera S



Making the seemingly impossible, possible.

Drive and chassis



Engine.

The twin-turbo engine of the 911 models provide exceptional power across the speed range, extraordinarily direct responsiveness, and a wide torque plateau, even at low speeds. In short, excellent performance that responds to the driver in an instant.

Turbochargers.

Each engine has two turbochargers, one per cylinder bank, as well as an intercooler. The intercooler is an important part of exhaust gas turbocharging, making a substantial contribution to improving performance while simultaneously reducing emissions. The two intercoolers have been repositioned and centered under the rear lid grille, where the engine air filter was housed, to improve the inflow and outflow of cooling air. The result is improved power delivery.

911 Carrera models and 911 Carrera 4 models.

The 3.0-liter 6-cylinder twin-turbo engine of the 911 Carrera and 911 Carrera 4 models produces a full 379 hp. The maximum torque of 331 lb-ft is available from as low as 1,950 rpm. With such high torque, the 911 Carrera with the Sport Chrono Package and Launch Control sprints from 0 to 60 mph in just 3.8 seconds. Top track speed is 182 mph.

911 Carrera S models and 911 Carrera 4S models.

In the S models, the performance is even more impressive. The 3.0-liter 6-cylinder twin-turbo engine generates a power output of 443 hp, while maximum torque is increased to 390 lb-ft. With the Sport Chrono Package and Launch Control, the 911 Carrera 4S accelerates from 0 to 60 mph in a mere 3.2 seconds and top track speed is reached at 190 mph.

Beyond the increased power output and improved power delivery of the 911, the engine mounts are positioned closer to the center of the vehicle. This is no minor adjustment—the engine is more firmly connected, noticeably improving stability, increasing ride comfort, and reducing vibrations.

Active air intake flaps.

The active air intake flaps in the front are designed to reduce fuel consumption during everyday trips and achieve superlative performance on sporty drives. The flaps close automatically while the car is in motion, reducing drag. On demand, or in SPORT or SPORT PLUS mode, the flaps open, helping to provide optimum engine cooling. This means that cooling air is supplied only to the extent that it is actually needed. That's efficiency—of the intelligent kind.

Auto Start Stop function.

The Auto Start Stop function switches off the engine when the driving speed falls below 5 mph under moderate deceleration, such as when you are approaching a red light. As soon as you release the brake or depress the accelerator pedal, the engine restarts—swiftly and smoothly.

Sport Exhaust System.

The Sport Exhaust System ensures impressive resonance and an intense sports car sound—typical of the 911. It features a central rear silencer, which leads into two laterally positioned tailpipes. These tailpipes have a unique design, are made of stainless steel, and are available in Silver or Black.



Transmission.

8-speed Porsche Doppelkupplung (PDK).

The enhanced 8-speed PDK allows extremely fast gear changes without interrupting the flow of power—not even by a millisecond. In comparison to previous generations, the 8-speed PDK offers a perceptibly wider middle ground between comfort, performance, and efficiency.

PDK is essentially two gearboxes in one. This dual-clutch arrangement provides an alternating, force-locked connection between the two half gearboxes and the engine by means of two separate input shafts. The flow of power from the engine is transmitted through one half gearbox and one clutch at a time, while the next gear is preselected in the second half gearbox. During a gear change, one clutch simply opens and the other closes at the same time. The result: extremely sporty tuning, with short switch times and no interruption in the flow of power. This is mainly noticeable in gears one to six. These have a sporty ratio, with top track speed achieved in sixth gear.

And thanks to the additional eighth gear, the increments of the two overdrive ratios (gears seven and eight) are better coordinated, as is their connection to the sixth gear. This all helps to keep engine revs low, even at high speeds, thereby improving comfort over long distances.

7-speed Manual Transmission.

Pure, direct, precise. Short shift movements and an optimal transition from one gear to the next. Available on all Carrera S models, the 7-speed manual transmission combines a high level of sporty performance with fast gear changes. In conjunction with the standard Sport Chrono Package, selecting SPORT or SPORT PLUS mode activates the dynamic throttle-blip function, which ensures the optimal engine speed for every downshift, a more emotional driving experience and an impressive sound.

A gear indicator in the tachometer reminds you which gear has been selected. The upshift indicator in the instrument cluster helps you actively to conserve fuel.





Porsche Traction Management (PTM).

The essential feature of 911 all-wheel drive models is PTM. The PTM electronically controlled and fully variable multi-plate clutch optimally distributes drive force between the permanently driven rear axle and the front axle. The driving state of the vehicle is continuously monitored so that it responds to different driving situations. Sensors continuously collect a range of data, including the rotational speed of all four wheels, the lateral and longitudinal acceleration of the car and, the current steering angle. If, for example, the rear wheels threaten to spin under acceleration, a greater proportion of drive force is transmitted to the front by a more powerful engagement of the multi-plate clutch.

In this way, PTM, working in conjunction with Porsche Stability Management (PSM), ensures the appropriate distribution of force required for excellent driving performance and particularly well-balanced handling when driving at the limits.

Porsche Torque Vectoring Plus (PTV+).

Available on Carrera 4 and standard on Carrera S models with Porsche Doppelkupplung (PDK), this system enhances vehicle dynamics and stability by applying brake pressure to the rear wheels, in conjunction with a rear differential lock. When the car is driven assertively into a corner, moderate brake pressure is applied to the inside rear wheel. Consequently, a greater amount of drive force is distributed to the outside rear wheel, inducing an additional rotational pulse (yaw movement) around the vehicle's vertical axis. This results in direct, dynamic steering from the turn-in point.

The rear differential lock is equipped with electronic control, offering a fully variable torque distribution. In interaction with PSM, the system reveals its strengths in terms of driving stability on varying road surfaces, including wet and snow-covered.

What does this mean for you? Considerable lateral dynamic vehicle stability and exceptional traction. Great agility—with precise steering response and balanced load transfer characteristics. What else? Tremendous fun on corners.

Chassis.

Porsche Active Suspension Management (PASM).

Standard on all 911 models, PASM is an electronic damping control system that actively and continuously adjusts the damping force on each wheel, based on current road conditions and driving style, for reduced body movement and thus improved comfort and increased dynamics.

PASM has two settings that can be selected using a button above the center console. In Normal mode, the shock absorption is a blend of sporty and comfortable. In SPORT mode, it is much firmer.

The new valve technology allows the damping forces to be much more widely spread, more accurately controlled, and noticeably faster. High damping forces can also be achieved even at low speeds. The results are tangible—increased driving stability, improved comfort, and, above all, more athleticism in every situation.

Porsche Stability Management (PSM).

PSM is an automatic control system for maintaining stability at the limits of dynamic driving performance. Sensors continuously monitor the direction, speed, yaw velocity, and lateral acceleration of the car.

Using this information, PSM calculates the actual direction of travel at any given moment and applies selective braking on individual wheels to help restore stability. When accelerating on road surfaces with varying grip, PSM improves traction using the Automatic Brake Differential (ABD) system and Anti-Slip Regulation (ASR), providing a high level of driving stability and safety—and extraordinary agility at the same time.





Rear axle steering.

Available on Carrera S models, rear axle steering enhances performance and suitability for everyday use in equal measure—for particularly nimble handling combined with a significant increase in driving stability.

The advantage for day-to-day driving: at low speeds, the system steers the rear wheels in the opposite direction of the front wheels. This leads to a virtual shortening of the wheelbase. The turning radius is reduced, cornering steering response becomes considerably more dynamic, and parking is noticeably easier.

The advantage for sporty driving: at high speeds, the system steers the rear wheels in the same direction as the front wheels. Driving stability is increased by the virtual extension of the wheelbase and agility is enhanced by the simultaneous steering of the front and rear axles.

Front axle lift system.

The front axle lift system provides increased ground clearance. It raises the front end of the 911 by approximately 1.5 inches—and keeps it there up to a speed of roughly 21 mph. Ensuring that curbs, ramps, and parking entrances are a challenge of the past.

Porsche Dynamic Chassis Control (PDCC).

PDCC is an active roll stabilization system. It suppresses the vehicle's lateral body movement during cornering maneuvers. In addition, it minimizes its lateral instability on uneven ground. For improved dynamic performance, even more neutral handling, and increased ride comfort.

Brakes.

The dimensioning of the brakes is tailored and adapted to the performance of each specific 911 model. For example, the 911 Carrera models are equipped with 4-piston aluminum monobloc fixed brake calipers with a black anodized finish at the front and rear. The brake disc diameter is 330 mm on both axles. The 911 Carrera S models are fitted with red 6-piston aluminum monobloc fixed brake calipers at the front and 4-piston equivalents at the rear. The brake discs have a diameter of 350 mm, front and rear for enhanced braking performance and stability.

Porsche Ceramic Composite Brakes (PCCB). Proven in motorsport, the PCCB are available as an option. On the 911, the cross-drilled PCCB brake discs have a diameter of 410 mm at the front and 390 mm at the rear—for even more formidable braking performance. PCCB features 6-piston aluminum monobloc fixed brake calipers on the front axle and 4-piston units at the rear, all painted in yellow. They provide braking forces considerably more powerful and consistent.

Thanks to its excellent fade resistance, PCCB enables shorter braking distances in even the toughest road and race conditions and improves safety under high-speed braking. Another advantage of PCCB is the extremely low weight of the ceramic brake discs, which are approximately 50% lighter than cast-iron discs of similar design and size. This results in a reduction in unsprung masses, better road-holding, and increased comfort—particularly on uneven roads—as well as greater agility and further improvement in handling.

Model shown | 911 Carrera S



Wheels.

If we've learned one thing during 70 years of sports car production, it's the importance of never losing traction. That's why the wheels and tires on the rear axle are not only wider, but also larger in diameter than those at the front. While the broader contact surface optimizes performance, the larger diameter of the rear wheels increases stability and comfort.

The 911 Carrera models are equipped as standard with 19/20-inch Carrera wheels featuring five dual-arm spokes, and the S models with 20/21-inch Carrera S wheels featuring a 10-spoke design. The material: lightweight aluminum alloy, of course. The design: traditionally sporty. Timeless, in fact. How about something even more dynamic? More intricate? In the same color as your 911. More 20/21-inch wheels in various designs are available on request.



- 1 19/20-inch Carrera wheel
- 2 20/21-inch Carrera S wheel
- 3 20/21-inch Carrera Classic wheel
- 4 20/21-inch RS Spyder Design wheel
- 5 20/21-inch Carrera Exclusive Design wheel
Porsche Exclusive Manufaktur
- 6 20/21-inch Carrera Exclusive Design wheel painted in Satin Aurum
Porsche Exclusive Manufaktur
- 7 20/21-inch Carrera S wheel painted in High Gloss Black
Porsche Exclusive Manufaktur
- 8 20/21-inch Carrera S wheel painted in Gentian Blue Metallic
Porsche Exclusive Manufaktur

Drive modes.

SPORT mode.

With the SPORT button, you can select a vehicle setup where the emphasis is on either comfort or sporty performance. At the push of the button, the electronic engine management demands a sportier response. The engine dynamics become more direct, upshifts take place later, downshifts happen sooner, and the optional Sport Exhaust System is activated.

Sport Chrono Package.

Get adrenaline at the push of a button with the optional Sport Chrono Package including mode switches. It provides an even sportier turning chassis, engine, and transmission.

With the mode switch dial on the steering wheel you can choose from five driving modes: Normal, SPORT, SPORT PLUS, WET, and Individual—allowing you to adapt the vehicle even more to your personal driving style.

In SPORT mode, the 911 responds more dynamically. In SPORT PLUS mode, Porsche Active Suspension Management (PASM), optional Porsche Dynamic Chassis Control (PDCC), and rear axle steering ensure sportier damping, increased roll stability, and more direct turn-in when entering corners.

In addition, the Sport Chrono Package has three more functions. Launch Control can be used to achieve the best possible standing start in SPORT PLUS mode.

In the motorsport-derived gearshift mode, PDK is geared up for extremely short shift times and optimum shift points for maximum acceleration and uncompromising performance ideal for the race track with noticeably active gearshifts.

The SPORT Response function is activated using the button in the center of the mode switch. The engine and transmission are then primed for the fastest possible unleashing of power, offering maximum responsiveness for a period of approximately 20 seconds.

Model shown | 911 Carrera 4S



Option shown | Porsche Track Precision app



Other components of the Sport Chrono Package include the stopwatch mounted on the dashboard and the dynamic engine mounts—an electronically regulated system that minimizes perceptible oscillations and vibrations of the entire drivetrain. In short, it enhances both driving stability and driving comfort. The Porsche Track Precision app*, for measuring lap times and driving data, is also part of the Sport Chrono Package. Using a smartphone, the data can be recorded, managed, and shared with other drivers for comparison purposes.

PSM SPORT mode.

In conjunction with the Sport Chrono Package, PSM is supplemented by a SPORT mode. This allows a significantly more sporty driving style, with PSM remaining active in the background for a further enhanced driving experience.

Porsche Active Suspension Management (PASM) Sport Suspension.

PASM Sport Suspension is available for the first time in the 911 Carrera S Cabriolet and Carrera 4S Cabriolet models as well as the Carrera S Coupe and Carrera 4S Coupe models. The ride height is 10 mm lower than with standard PASM suspension. The springs are harder and shorter, and the anti-roll bars on the front and rear axles are stiffer. The spring rates have been significantly raised, giving the 911 a more neutral and balanced presence on the road—and on the race track—without having any major impact on its suitability for everyday driving.

In conjunction with PASM Sport Suspension, the front spoiler lip has an even sportier geometry, while the rear spoiler extends even more. Not only does this further reduce lift at the front axle, it also provides downforce at the rear axle for improved aerodynamics and better performance—combined with a surprisingly high level of comfort.

*App usage permitted on private land only. Operation of this product, including the video recording feature in particular, could be prohibited by laws or regulations in specific markets or events. Before any use of this product, please check that it is permitted under local laws and regulations.

You can also make history sitting down.

Comfort and infotainment





1



2

Interior.

Sport Steering Wheel.

Fitted as standard, the Multifunction Sport Steering Wheel with spoked design is lightweight and functional. It allows for easy access to audio, phone, and navigation functions.

The Sport Steering Wheel has manual fore/aft and height adjustment, as well as two alloy gearshift paddles in Dark Silver. The actuation distance of the paddles have been reduced, making gearshifts rapid and precise. The small center pad and elegant decorative ring encircling the Porsche Crest add to its sporty character.

GT Sport Steering Wheel.

With a thumb rest and 12 o'clock marking, as well as spoke trim featuring a unique design, the GT Sport Steering Wheel makes clear reference to the motorsport DNA of the 911. The decorative ring surrounding the Porsche Crest is Black and the shift paddles are Dark Silver, and the GT Sport Steering Wheel is covered in leather and features a cross-stitched seam. On request, it is also available with Alcantara® trim.

Light Design Package.

The Light Design Package is both practical and aesthetically appealing. It includes dimmable LED lights in the center console, around the door handles, door storage compartment, front footwell, and rear seats.

Comfort Access.

With Comfort Access, you can leave your car key in your pocket. As soon as you touch the door handle, or your hand nears the Porsche Crest on the luggage compartment lid, the system checks the access code stored in the key. If it's correct, the door or luggage compartment lid unlocks.

- 1 Sport Steering Wheel
- 2 GT Sport Steering Wheel

Seats.

Sport Seats.

The Sport Seats are not only comfortable—they also provide support during dynamic cornering. They are equipped with electric seat height and backrest adjustment as well as mechanical fore/aft adjustment. Fully-electric 14-way Sport Seats with memory package provide even greater comfort. Lumbar support, for example, can be adjusted electrically, as can the seat squab angle and depth. A comprehensive memory function and electric steering column adjustment are also included.

Sport Seats Plus.

Sport Seats Plus feature smooth-finish leather, electric seat height and backrest adjustment, and mechanical fore/aft adjustment. The side bolsters on the squab and backrest have firmer, sportier padding, offering even better lateral support. Adaptive Sport Seats Plus also feature 18-way electric adjustment of seat positions, including side bolsters and lumbar support. They come with a comprehensive memory function and electric steering column adjustment.

Seat Heating and Seat Ventilation.

Standard Seat Heating includes the seat surface, backrest, and side bolsters of the front seats. Seat Ventilation ensures a pleasant and dry seating environment, even in hot weather.

Rear seats.

The 911 rear seats are remarkably comfortable for a sports car. The shelf behind them provides additional storage. And thanks to the folding backrests, the 911 Carrera Coupe models have 9.3 cu ft of ample space in the rear for luggage. And 5.7 cu ft in Cabriolet models.

Luggage compartment.

The front luggage compartment volume of all the 911 models is 4.6 cu ft. The luggage compartment is fully trimmed in scratch-resistant materials.

- 1 14-way Sport Seats
2 18-way Adaptive Sport Seats Plus





Climate Control.

Air conditioning.

The 2-Zone Automatic Climate Control has separate temperature controls for the driver and front passenger. The active carbon filter traps particles, pollen, and odors, and thoroughly filters fine dust out of the outside air before it can reach the interior. The automatic air-circulation mode permanently monitors air quality, reduces humidity, and switches from fresh to recirculated air when required.

Ionizer.

The optional Ionizer function improves air quality in the vehicle. Before it reaches the cabin, the air in the Automatic Climate Control system is passed through the Ionizer. Airborne germs and pollutants are reduced and the interior air is appreciably refreshed for an even more pleasant interior environment.

Slide/tilt sunroof.

The electrically adjustable slide/tilt metal sunroof opens outwards so that it does not interfere with headroom. Another advantage of this special design is the particularly large aperture for increased driving pleasure under the open sky. The net-type wind deflector protects against draft and further reduces wind noise.

Slide/tilt sunroof in glass.

The electrically adjustable slide/tilt sunroof made of tinted toughened safety glass includes an electric roll-up sunblind that provides shade from unwanted bright light. The design, headroom, and aperture specifications of the glass sunroof are otherwise identical to those of the regular slide/tilt sunroof.

¹ Electric slide/tilt glass sunroof.

Roof.

The Cabriolet models honor the classic silhouette of the 911—extending the opportunity to enjoy the unmistakable sound of the 6-cylinder horizontally opposed engine when driving with the roof down.

The 911 Cabriolet models are fitted with a fully automatic fabric roof. It has a fixed glass rear screen and three integral magnesium elements that make the roof strong, tight, and lightweight. The roof opens or closes in approximately 12 seconds—and can be initiated up to a speed of approximately 30 mph.

The roof lining is made from a heat-insulating and sound-absorbing material, resulting in consistent interior temperatures and an effective suppression of wind noise.

The 911 Cabriolet models also have an electrically powered wind deflector, offering practically draft-free driving with the top down. And minimal wind noise.



Infotainment.

Porsche Communication Management (PCM).

PCM is your control center for audio, navigation, and communication, as well as a variety of assistance systems. In its latest generation with mobile phone preparation, audio interfaces, and voice control, it features a high-resolution 10.9-inch touchscreen display, enabling easy control of most in-car functions. The personalizable start screen provides quick and easy access to the functions that are most important to you.

You can use various infotainment applications, such as listening to the radio or enjoying your favorite music via SD card or USB port. PCM is conveniently operated by means of the 10.9-inch touchscreen display, rotary push button controls, or voice control.





- 1 Midrange speaker
- 2 Tweeter (air motion transformer, AMT)
- 3 Woofer
- 4 Tweeter
- 5 Amplifier
- 6 Subwoofer

Sound System.

Sound Package Plus.

Thanks to 8 loudspeakers and a total output of 150 watts, Sound Package Plus delivers excellent audio quality in your 911. The acoustic pattern in the vehicle interior is ideally adapted to the driver and passengers by the amplifiers integrated into PCM.

BOSE® Surround Sound System.

The BOSE® Surround Sound System is optimally tuned to the specific interior acoustics of the 911. The audio system features 12 loudspeakers and amplifier channels including a patented, 100-watt active subwoofer integral to the vehicle bodyshell. This fully active system setup adapts each individual loudspeaker to the vehicle interior, transforming the 911 into an extremely fast-moving concert hall, with a total output of 570 watts. BOSE® SoundTrue® Enhancement Technology delivers even better audio quality and dynamics for compressed file formats such as MP3.

Burmester® High-End Surround Sound System.

The road is perhaps the last place in the world where you can still listen to music without disturbance. A good reason to upgrade your enjoyment the Porsche way. Together with Burmester®—one of the world's most significant manufacturers of premium-quality audio devices—we've created the optionally available Burmester® High-End Surround Sound System. The result: a sound performance of the highest level, individually matched to your 911 using numerous measurement and audio samples. Enjoy 855 watts of pure musical pleasure in a frequency range of 35Hz to 20kHz delivered by 13 amplifier channels, 13 loudspeakers with maximum efficiency, including a separate subwoofer with 300-watt class D amplifier.

The Burmester® system uses the patented integral subwoofer, which replaces the familiar separate subwoofer housing of other systems. Ribbon tweeters (air motion transformers, AMT) create unmistakably fine, clear, and undistorted high-frequency sound reproduction with excellent level stability. All loudspeaker housings are perfectly matched and deliver a natural and richly textured spatial sound, even at top volume, thanks to the use of analog and digital filters. The exclusive sound presets allow you to instantly customize your musical experience. The sound enhancer also optimizes the tone of data-compressed music files.



Porsche Connect.

We need to get the most out of every day. Whether a critical business meeting or a weekend trip is on the agenda, it's important to make the most of your own possibilities. Porsche Connect puts you in the ideal starting position for any road trip—and any of your goals—with useful in-car services and the Porsche Connect app for your smartphone.

The Porsche Connect app is the digital interface to your Porsche. Synchronize your destinations and calendar with your Porsche, plan trips using real-time traffic information, and listen to music services. Keep track of your sports car at all times and control certain vehicle functions via your smartphone. Navigate to your final destination using route calculation with up-to-date online maps.

The basis for Porsche Connect is the LTE phone module. It has an integrated LTE-enabled SIM card for exceptional ease of use and optimized data connection for your smartphone or tablet. Porsche Connect provides convenient access to the services of the Navigation and Infotainment Package—excluding music streaming functions. A data package is available from the Porsche Connect Store for use of music streaming services and the in-car Wi-Fi hotspot.*

*Note: Porsche Connect services include a free inclusive period of use, the length of which may vary by services package. The full range of Porsche Connect services or individual services thereof may not be available in some countries. In addition, an integrated SIM card with data allowance for use of selected Porsche Connect services will be included in the price. For use of the Wi-Fi hotspot and the other non-included Porsche Connect services, e.g., music streaming, via integrated SIM card, a data package is also available from the Porsche Connect Store. For further information on free subscription periods, additional costs, and availability of individual services, please visit www.porscheusa.com/connect or consult your authorized Porsche dealer.



1



2



3



4

Services and smartphone apps.

With Porsche Connect, you can access helpful services and functions that provide support before, during, and after trips in your 911, operated via the Porsche Connect app, PCM, or My Porsche. Thanks to Porsche Connect with the Navigation and Infotainment Package, you have more time for the important things in life.

This package includes a locator service, which allows you to find destinations in a matter of seconds. How about covered parking, so that you can reach your destination without getting your feet wet when it's raining? Or a good restaurant—based on reviews of other diners—selected while in your Porsche.

Porsche Voice Pilot, your online voice command system, also provides assistance, enabling you to keep your eye on the road and traffic at all times. Simply say where you want to go and Porsche Voice Pilot will understand you without the need to specify detailed address data.

Wireless Apple CarPlay®

With Porsche Connect, you can also use your iPhone® apps in your Porsche with the aid of Wireless Apple CarPlay®. This allows you to easily and safely use apps, such as phone, music, or news—via PCM or Siri®, the Apple® voice recognition interface.

My Porsche.

Every Porsche can be configured to your preferences. Porsche Connect is the same. So you can personalize and operate many of the Porsche Connect functions and services online at www.porscheusa.com/myporsche. Plan your route and send this to your Porsche. Call up the current fuel level and data from your last trip, or check whether the doors and windows are closed. If required, your family and friends also have access to My Porsche and thus to certain functions of your sports car.

Porsche Connect Store.

Would you like to extend your contract? Or purchase additional Porsche Connect services? Visit the Porsche Connect Store at www.porscheusa.com/connect-store and discover more about what Porsche Connect has to offer.

Learn all about other services, apps, and functions online—including availability information for your vehicle and country. Our portfolio of services is constantly being expanded: visit www.porscheusa.com/connect for all the latest information.

- 1 Real-time traffic information
- 2 Locator
- 3 Apps
- 4 News



We can't see into the future. But we're close.

Lighting and assistance systems

Lights.

The headlights of 911 models are fitted with cutting-edge LED technology for fast responsiveness and powerful illumination. Unmistakably Porsche: the 4-point daytime running lights with low-beam. A common feature of all 911 models is the light strip with its three-dimensional taillights. State-of-the-art LED technology is used for all functions here too. Also worth a mention: the third brake light in the center.

LED headlights including Porsche Dynamic Light System Plus (PDLS+).

The LED headlights including PDLS+ are fitted with dynamic range control, dynamic cornering lights, speed-sensitive headlight range control, and High-Beam Assistant. For enhanced near-field, lateral, and far-field illumination—and added visibility.

LED headlights with Matrix Design including Porsche Dynamic Light System Plus (PDLS+).

Even greater foresight is achieved with LED headlights featuring Matrix Design technology and High-Beam Assistant.

LED headlights with Matrix Design including PDLS+ also come with electronic cornering lights that optimally illuminate corners.

- 1 LED headlights
- 2 LED headlights including PDLS+
- 3 LED headlights with Matrix Design including PDLS+



Assistance systems*

A rare luxury these days is having the time to concentrate exclusively on what's directly in front of you. Such as the road. Or the next corner. Our assistance systems help you remain truly in the moment.

Porsche WET mode**

The 911 has a special WET mode; an innovative system that aids drivers when driving in wet weather conditions.

Using sensors in the front wheel housing, the system detects kicked-up water spray, recognizing wet road surfaces. If it detects a noticeably wet road surface, the response behavior of Porsche Stability Management (PSM) and Porsche Traction Management (PTM) is prepared accordingly. The system informs the driver of detected wetness and recommends that they switch manually to WET mode. If the driver activates this, PSM, PTM, aerodynamics, Porsche Torque Vectoring Plus (PTV+), and the responsiveness of the drivetrain are adjusted.

Warn and Brake Assist.

The standard Warn and Brake Assist can reduce the risk of collisions with vehicles and cyclists within the limits of the system. In the first stage, the system uses the front camera to alert the driver both audibly and visually when it detects cars, pedestrians, or cyclists in the collision area.

In the second stage, it also applies brake pressure, if the car is approaching vehicles, pedestrians, or cyclists too quickly. If necessary, the driver can also apply the brakes to affect an emergency stop. If the driver does not react, automatic emergency braking is initiated to reduce or completely avoid the consequences of a collision.

*See Important Limitations of Porsche Driver Assistance Systems (page 100).

**The WET mode driving program is not a substitute for adopting appropriate driving in different road and weather conditions, and is, at the most, an aid for the driver.



Lane Keep Assist (LKA) with Traffic Sign Recognition.

LKA is a camera-based system for automatic detection of divider line markings on the road. The system eases the burden on the driver by providing steering assistance, helping to keep the vehicle in lane.

Integrated Traffic Sign Recognition uses camera images and navigation data to detect speed limits, no-passing zones, and corner information and displays these in the instrument cluster. This allows

temporary speed restrictions to be detected, even when it differs from information stored in the navigation database.

Another feature of Traffic Sign Recognition: based on navigation system data and camera recognition of cornering road signs, the system displays an arrowed direction warning on the instrument cluster, alerting you to tight corners long before you reach them. The benefit to you? Improved comfort. And less strain, on longer journeys, for example.

Lane Change Assist (LCA).

LCA uses radar-based technology to monitor the area behind your 911 and blind spots. As you move to change lanes, the system issues a visual warning signal in the exterior mirrors whenever a vehicle approaches your vehicle from behind or enters one of your blind spots. For greater comfort and safety, especially on the highway.

Turn Assist.

Turn Assist provides support during low-speed turns. When turning at an intersection at low speed, Turn Assist issues a visual warning if it detects objects in your blind spot, within the limits of the system.

1 Lane Keep Assist (LKA) display





Night Vision Assist.

Night Vision Assist provides the driver with information when driving at night, even beyond the range of the headlights. An infrared camera detects pedestrians or large wildlife before they are illuminated by the headlights. A thermal image in the instrument cluster warns the driver by highlighting the detected person or animal in yellow or red, accompanied by an audible signal, if within critical range in front of the vehicle.

ParkAssist (Front and Rear) and reversing camera.

The standard ParkAssist audibly alerts the driver to the presence of obstacles both in front of and behind the vehicle. The audible alert is supplemented by a visual warning in the central display screen, which shows a schematic representation of the vehicle.

The standard reversing camera facilitates precise reverse parking and maneuvering. A camera image and dynamic guidelines on the Porsche Communication Management (PCM) screen illustrate the predicted course of the vehicle given the current position of the steering wheel.

ParkAssist with Surround View.

Surround View supplements the reversing camera with three more high-resolution cameras in the front fascia and exterior mirror lower trims. Based on the information supplied by all four cameras, the system generates a virtual bird's-eye view of the car and displays this on the PCM screen. It is also possible to switch between various camera views to improve visibility, e.g., at narrow exits.

¹ Night Vision Assist display

A totally timeless design feature.
Personality.

Personalization

Model shown | 911 Carrera 4S with Aerokit





Your inspiration. Our passion.

The Porsche Exclusive Manufaktur.

Our wealth of experience goes back a long way. Since the very beginning, we at Porsche have been dedicated to realizing customer wishes. Known until 1986 as the "Sonderwunschprogramm," then Porsche Exclusive, and today we call it Porsche Exclusive Manufaktur.

We love what we do. We love our work. Every stitch, every square inch of leather, and every single other fine detail receives the same devotion. We transfer our experience and passion together with your inspiration to the car—and that's how we bring dreams to life. Directly from the Manufaktur. None of this would be possible without originality, enthusiasm, and attention to detail, beginning as early as the consultation stage. That's because we keep in mind one thing above all else: your particular wishes and requirements, turning "a" Porsche into "your" Porsche.

And how do we turn your dreams into reality? With composure and meticulous care, by means of precision handcrafting, and the use of exquisite materials such as Leather, Alcantara®, Carbon Fiber, fine wood, or Aluminum. Added value is achieved through dedication and finesse. Or to put it another way: at the intersection of sporty performance, comfort, design, and your personal taste. A Porsche with your signature touch.

We offer a wide range of personalization options. Visually and technically. For the interior and the exterior. From a single alteration to extensive modifications. Your inspiration is our passion.

Be inspired by our examples on the following pages and visit www.porscheusa.com/exclusive-manufaktur to learn everything you need to know about configuring these extraordinary vehicles.



Model shown | 911 Carrera 4S with SportDesign Package

1



2



3



4



5

True classics can always be reinterpreted.

The 911 Carrera 4S in Chalk.

A configuration example from the Porsche Exclusive Manufaktur.

- 1 SportDesign Package, SportDesign side skirts, Carbon Fiber roof, exterior mirror upper trims in Carbon Fiber, "PORSCHE" logo and model designation painted in High Gloss Black
- 2 Seat belts in Lizard Green, Porsche Crest on headrests
- 3 20/21-inch Carrera Exclusive Design wheels painted in High Gloss Black, Porsche Ceramic Composite Brakes (PCCB) with brake calipers painted in High Gloss Black
- 4 LED headlights with Matrix Design in Black including Porsche Dynamic Light System Plus (PDLS+)
- 5 Matte Carbon Fiber interior trim, Tachometer dial and Sport Chrono stopwatch dial in Lizard Green, Deviated Stitching Interior Package in contrasting color (Chalk), storage compartment lid in Alcantara® with "PORSCHE" logo, Multifunctional GT Sport Steering Wheel in Alcantara® with Carbon Fiber trim

Complete freedom.
Even before you get in.

The 911 Carrera S Cabriolet in Aventurine Green Metallic.

A configuration example from the
Porsche Exclusive Manufaktur.


- 1 Illuminated door-sill guards in Dark Silver Brushed Aluminum
- 2 Sport Seats Plus backrest shells in leather with Paldao open-pored inlay
- 3 Paldao open-pored interior trim, storage compartment lid with Porsche Crest
- 4 "911" logo painted in exterior color
- 5 20/21-inch Carrera Exclusive Design wheels, Porsche Ceramic Composite Brakes (PCCB) with brake calipers painted in High Gloss Black, LED headlights with Matrix Design in Black including Porsche Dynamic Light System Plus (PDLS+), SportDesign side skirts, exterior mirror lower trim, and base painted in exterior color



Model shown | 911 Carrera S Cabriolet with SportDesign Package

Exterior colors.

Solid colors



White



Metallic colors



Carrara White Metallic



Aventurine Green Metallic



Special colors



Chalk



Lizard Green



Racing Yellow



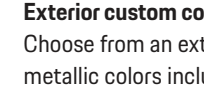
Dolomite Silver Metallic



Gentian Blue Metallic



Lava Orange



Carmine Red



Guards Red



GT Silver Metallic



Night Blue Metallic



Miami Blue



Black



Agate Grey Metallic



Jet Black Metallic



Cabriolet roof colors



Black



Blue



Brown



Cabriolet roof colors



Red



Exterior custom color.

Choose from an extended range of solid and metallic colors including a number of historic Porsche and classic colors.

Exterior color of your choice.

Highlight the individuality of your Porsche with a color developed specially for you, based on your sample.



Interior colors.

Standard interior colors



Black



Slate Grey

Standard two-tone interior color



Black and Mojave Beige

Leather interior colors*



Black



Slate Grey



Bordeaux Red



Graphite Blue

Two-tone Leather interior colors



Black and Bordeaux Red
Roof lining and carpet: Black



Black and Mojave Beige
Roof lining and carpet: Black



Slate Grey and Chalk
Roof lining and carpet: Slate Grey



Black and Iceland Green
Roof lining and carpet: Black

Club Leather interior*



Truffle Brown



Agave Green

Leather interior with seat centers in Checkered Sport-Tex*



Black

Trim strips/trims



Dark Silver



Light Silver

Decorative inlays



Diamar


Porsche Exclusive Manufaktur decorative inlays



Painted in exterior color
Porsche Exclusive Manufaktur



Leather
Porsche Exclusive Manufaktur



Brushed Aluminum
Porsche Exclusive Manufaktur



Paldao open-pored**
Porsche Exclusive Manufaktur



Matte Carbon Fiber
Porsche Exclusive Manufaktur

*Also available with Deviated Stitching with contrasting stitching in Chalk.
**Since wood is a natural product, there may be variations in color and grain.

Enhanced interior personalization.

How about even more design freedom in the vehicle interior? The Deviated Stitching Interior Package with Deviated Leather Seat Centers from Porsche Exclusive Manufaktur make it possible to configure your Porsche to meet your individual style, while lending additional accents to the interior. The packages are available in all standard colors. Whether used individually or in combination—the result is a harmonious overall image that makes your 911 one thing above all else: one-of-a-kind. Just like you.

Be inspired by our color combinations. Or visit www.porscheusa.com to access the Porsche Car Configurator.




— Interior trim package with Deviated Stitching and
— Seat centers in leather in contrasting color



Leather: Black
Deviated Stitching: Racing Yellow



Leather: Graphite Blue
Deviated Stitching: Pebble Grey



Leather: Truffle Brown
Deviated Stitching: Mojave Beige



Leather: Bordeaux Red
Deviated Stitching: Chalk



Leather: Black
Deviated Stitching: Speed Blue



Leather: Black
Seat centers in leather: Chalk
Deviated Stitching: Guards Red



Leather: Slate Grey
Seat centers in leather: Black
Deviated Stitching: Orange



Leather: Black
Seat centers in leather: Iceland Green
Deviated Stitching: Slate Grey



Leather: Slate Grey
Seat centers in leather: Chalk
Deviated Stitching: Racing Yellow



Leather: Bordeaux Red
Seat centers in leather: Black
Deviated Stitching: GT Silver

Personalization highlights.



LED headlights with Matrix Design including Porsche Dynamic Light System Plus (PDLS+)



Burmester® High-End Surround Sound System



20/21-inch RS Spyder Design wheels



GT Sport Steering Wheel



Sport Chrono Package



Sport Exhaust System including tailpipes in Black



Porsche Ceramic Composite Brakes (PCCB) with calipers in yellow

Porsche Exclusive Manufaktur highlights.



LED headlights with Matrix Design in Black including Porsche Dynamic Light System Plus (PDLs+)

Porsche Exclusive Manufaktur



20/21-inch Carrera Exclusive Design wheel painted in exterior color

Porsche Exclusive Manufaktur



"911" logo painted in exterior color

Porsche Exclusive Manufaktur



Seat belts in Racing Yellow

Porsche Exclusive Manufaktur



Exterior mirror upper trim in Carbon Fiber

Porsche Exclusive Manufaktur



Sport Chrono stopwatch dial in Racing Yellow

Porsche Exclusive Manufaktur



Interior trim painted in exterior color

Porsche Exclusive Manufaktur



Vehicle key painted with one key pouch in Alcantara®

Porsche Exclusive Manufaktur

Porsche Tequipment.

With Porsche Tequipment products developed specifically for your 911, you can style it entirely to your own preference. Right from the start, the same rules that apply to our vehicles also apply to Porsche Tequipment products developed, tested, and proven at the Development Centre in Weissach by the same Porsche engineers and designers who made your car. Designed with the complete vehicle in mind and precisely tailored to your Porsche.

And your original car warranty? It will remain completely intact, whichever Tequipment products you ask your authorized Porsche dealer to fit.

To discover more about Porsche Tequipment, please consult your authorized Porsche dealer. Or visit www.porscheusa.com/tequipment to view the information online. Scan the QR code to go straight to our Tequipment Accessories Finder, where you can view all the products in detail.

1 Roof boxes

High-quality plastic boxes, available in High Gloss Black with a capacity of approximately 11.3 or 18.3 cu ft.

2 Care sets

Interior and exterior care products optimally suited to your Porsche

3 Summer and winter wheel and tire sets

For enhanced individuality, agility, safety, and for even greater driving pleasure



1



2



3

Porsche Car Configurator.

The 911 dream comes in many shapes and colors. The Porsche Car Configurator allows you to quickly and intuitively view the 911 model configuration that best suits your needs.

In the search for your genuine dream car, you can now not only create your personal configuration on your computer and tablet, but also on your smartphone. Using freely selectable perspectives and 3-D animations.

Visit www.porscheusa.com to access the Porsche Car Configurator and learn more about Fascination Porsche.

We will also be happy to answer any questions about your new Porsche at your authorized Porsche dealer.





The Porsche Experience Center Atlanta*

The Porsche Experience Center Atlanta offers guests an opportunity to increase their driving prowess with challenging test track and training facilities. Visit www.porschedriving.com or call 1-800-PORSCHE to learn more.



Porsche European Delivery

Imagine touring the original factory and then being handed the keys for an even more gratifying opportunity—touring Europe in your brand new Porsche vehicle. What happens next is up to you. Contact your authorized Porsche dealer for more information.



Porsche Exclusive Manufaktur*

Realize your vision of the perfect Porsche with our factory customization program. From styling enhancements to performance upgrades, all modifications are uniquely handcrafted for your Porsche vehicle. Please visit www.porscheusa.com/exclusive for more information.



Porsche Tequipment*

Personalize your Porsche vehicle at any time with our range of aftermarket accessories. You will also find all our available products online at www.porscheusa.com/tequipment.



Porsche Driver's Selection*

With products ranging from fashion and accessories to tailored luggage, this unique collection combines quality and style with everyday practicality. Visit your authorized Porsche dealer or shop online at www.porscheusa.com/shop.



Porsche Travel Experience

Join us for all-inclusive Porsche vacations, exhilarating driving experiences that awaken a sense of adventure in even the most seasoned travelers. Visit www.porschedriving.com/travel-experience for more information.



Porsche Track Experience-USA (PTX-USA)*

There's no better place to hone your driving skills than in the cockpit of the latest Porsche models. For both Porsche owners and enthusiasts, we offer introductory level through race licensing courses. Please call 770-290-7000 or visit www.porschedriving.com/track-experience for more information.



Porsche Clubs

Since the first Porsche Club was founded in 1952, its number has grown to 660 chapters, with a total of 195,000 members worldwide. To find out more, go to www.porscheusa.com/porscheclub.

The Porsche Experience Center Los Angeles*

At the Porsche Experience Center Los Angeles, guests can navigate through our 1.3 mile Handling Circuit, off-road courses and low friction modules that demonstrate the power, responsiveness and safety at the core of Porsche engineering. Visit www.porschedriving.com or call 1-800-PORSCHE to learn more.

Porsche Roadside Assistance

Enjoy peace of mind with our exclusive breakdown and accident recovery service. Membership is free when you buy a new Porsche vehicle.

Porsche Approved Certified Pre-Owned

Only the best Porsche cars earn the right to be called "Certified." A meticulous 111-point inspection, a 2-year Unlimited Mile Warranty** and 24-Hour Roadside Assistance make this program one-of-a-kind. Contact your authorized Porsche dealer for details.

Porsche Financial Services (PFS)

Our range of financial services is innovative and tailored to the needs of Porsche owners. If you dream of Porsche, PFS offers you the perfect financing solution to attain your dream. For more information, visit www.porscheusa.com/financialservices or your authorized Porsche dealer.

Christophorus

Christophorus magazine covers every aspect of Porsche offerings and the overall lifestyle of our owners and enthusiasts.

Porsche Classic

Your specialized source for genuine Porsche parts as well as restoration services for all Porsche classics. Visit www.porscheusa.com/classic to find out more.

Porsche Museum

More than 80 vehicles at our headquarters in Stuttgart-Zuffenhausen, Germany, await to take you on a journey through Porsche history. See icons such as the 356, 911, and 917 presented in an atmosphere you can't experience anywhere else.

Porsche Online

Go to www.porscheusa.com for all the latest news and information from Porsche.

Follow us on:   



*You can obtain the latest brochures for Porsche Experience Center Atlanta, Porsche Experience Center Los Angeles, Porsche Exclusive Manufaktur, Porsche Tequipment, Porsche Driver's Selection, and Porsche Track Experience-USA from your authorized Porsche dealer.

**2-year/Unlimited Mile Warranty coverage after the expiration of the new vehicle limited warranty or from the date of sale if the new vehicle warranty has expired.

Model shown | 911 Carrera

Timelessness.
In a nutshell.

Technical data



Technical data.

	2020 911 Carrera	2020 911 Carrera Cabriolet	2020 911 Carrera S	2020 911 Carrera S Cabriolet
Engine				
Type	Twin-turbocharged boxer 6	Twin-turbocharged boxer 6	Twin-turbocharged boxer 6	Twin-turbocharged boxer 6
Cylinders	6	6	6	6
Displacement	3.0 liters	3.0 liters	3.0 liters	3.0 liters
Max. power (DIN) at rpm	379 hp at 6,500 rpm	379 hp at 6,500 rpm	443 hp at 6,500 rpm	443 hp at 6,500 rpm
Max. torque at rpm	331 lb.-ft. between 1,950–5,000	331 lb.-ft. between 1,950–5,000	390 lb.-ft. between 2,300–5,000	390 lb.-ft. between 2,300–5,000
Transmission				
Drivetrain	Rear-wheel drive	Rear-wheel drive	Rear-wheel drive	Rear-wheel drive
Transmission	PDK	PDK	PDK/7-speed manual transmission (opt)	PDK/7-speed manual transmission (opt)
Chassis				
Front axle	MacPherson strut suspension with anti-roll bar	MacPherson strut suspension with anti-roll bar	MacPherson strut suspension with anti-roll bar	MacPherson strut suspension with anti-roll bar
Rear axle	LSA multi-link suspension with anti-roll bar	LSA multi-link suspension with anti-roll bar	LSA multi-link suspension with anti-roll bar	LSA multi-link suspension with anti-roll bar
Steering	Electric power-assisted steering with variable steering ratio	Electric power-assisted steering with variable steering ratio	Electric power-assisted steering with variable steering ratio	Electric power-assisted steering with variable steering ratio
Brakes	Front and Rear: 330 mm brake rotors with 4-piston calipers	Front and Rear: 330 mm brake rotors with 4-piston calipers	Front: 350 mm brake rotors with 6-piston calipers Rear: 350 mm brake rotors with 4-piston calipers	Front: 350 mm brake rotors with 6-piston calipers Rear: 350 mm brake rotors with 4-piston calipers
Standard wheels	19"/20" Carrera wheels Front: 8.5 J x 19 Rear: 11.5 J x 20	19"/20" Carrera wheels Front: 8.5 J x 19 Rear: 11.5 J x 20	20"/21" Carrera S wheels Front: 8.5 J x 20 Rear: 11.5 J x 21	20"/21" Carrera S wheels Front: 8.5 J x 20 Rear: 11.5 J x 21
Standard tires	Front: 235/40 ZR 19 Rear: 295/35 ZR 20	Front: 235/40 ZR 19 Rear: 295/35 ZR 20	Front: 245/35 ZR 20 Rear: 305/30 ZR 21	Front: 245/35 ZR 20 Rear: 305/30 ZR 21

Technical data.

	2020 911 Carrera 4	2020 911 Carrera 4 Cabriolet	2020 911 Carrera 4S	2020 911 Carrera 4S Cabriolet
Engine				
Type	Twin-turbocharged boxer 6	Twin-turbocharged boxer 6	Twin-turbocharged boxer 6	Twin-turbocharged boxer 6
Cylinders	6	6	6	6
Displacement	3.0 liters	3.0 liters	3.0 liters	3.0 liters
Max. power (DIN) at rpm	379 hp at 6,500 rpm	379 hp at 6,500 rpm	443 hp at 6,500 rpm	443 hp at 6,500 rpm
Max. torque at rpm	331 lb.-ft. between 1,950–5,000	331 lb.-ft. between 1,950–5,000	390 lb.-ft. between 2,300–5,000	390 lb.-ft. between 2,300–5,000
Transmission				
Drivetrain	All-wheel drive	All-wheel drive	All-wheel drive	All-wheel drive
Transmission	PDK	PDK	PDK/7-speed manual transmission (opt)	PDK/7-speed manual transmission (opt)
Chassis				
Front axle	MacPherson strut suspension with anti-roll bar	MacPherson strut suspension with anti-roll bar	MacPherson strut suspension with anti-roll bar	MacPherson strut suspension with anti-roll bar
Rear axle	LSA multi-link suspension with anti-roll bar	LSA multi-link suspension with anti-roll bar	LSA multi-link suspension with anti-roll bar	LSA multi-link suspension with anti-roll bar
Steering	Electric power-assisted steering with variable steering ratio	Electric power-assisted steering with variable steering ratio	Electric power-assisted steering with variable steering ratio	Electric power-assisted steering with variable steering ratio
Brakes	Front and Rear: 330 mm brake rotors with 4-piston calipers	Front and Rear: 330 mm brake rotors with 4-piston calipers	Front: 350 mm brake rotors with 6-piston calipers Rear: 350 mm brake rotors with 4-piston calipers	Front: 350 mm brake rotors with 6-piston calipers Rear: 350 mm brake rotors with 4-piston calipers
Standard wheels	19"/20" Carrera wheels Front: 8.5 J x 19 Rear: 11.5 J x 20	19"/20" Carrera wheels Front: 8.5 J x 19 Rear: 11.5 J x 20	20"/21" Carrera S wheels Front: 8.5 J x 20 Rear: 11.5 J x 21	20"/21" Carrera S wheels Front: 8.5 J x 20 Rear: 11.5 J x 21
Standard tires	Front: 235 / 40 ZR 19 Rear: 295 / 35 ZR 20	Front: 235 / 40 ZR 19 Rear: 295 / 35 ZR 20	Front: 245/35 ZR 20 Rear: 305/30 ZR 21	Front: 245/35 ZR 20 Rear: 305/30 ZR 21

Technical data.

	2020 911 Carrera	2020 911 Carrera Cabriolet	2020 911 Carrera S	2020 911 Carrera S Cabriolet
Weights				
Curb weight (lbs.)	3,354	3,508	3,382	3,537
Gross weight (lbs.)	4,321	4,442	4,376	4,497
Performance				
Top track speed (mph)	182	180	191	190
0–60 mph (seconds)	4.0	4.2	3.5	3.7
Sport Chrono Package 0–60 mph w/Launch Control (seconds)	3.8	4.0	3.3	3.5
Fuel consumption*				
City (mpg)	TBD	TBD	TBD	TBD
Highway (mpg)	TBD	TBD	TBD	TBD
Combined (mpg)	TBD	TBD	TBD	TBD
Dimensions/aerodynamics				
Length (in.)	177.9	177.9	177.9	177.9
Width including exterior mirrors (with exterior mirrors folded) (in.)	79.7 (72.9)	79.7 (72.9)	79.7 (72.9)	79.7 (72.9)
Height (in.)	51.1	51.1	51.1	51.1
Wheelbase (in.)	96.5	96.5	96.5	96.5
Fuel tank capacity (gal.)	16.9	16.9	16.9	16.9
Drag coefficient (Cd)	0.31	0.31	0.31	0.31

*U.S. EPA estimates. Your mileage and range may vary. As of the time of printing, the 2020 EPA numbers are yet to be determined. Please see your authorized Porsche dealer or visit www.porscheusa.com for the latest information.

Technical data.

	2020 911 Carrera 4	2020 911 Carrera 4 Cabriolet	2020 911 Carrera 4S	2020 911 Carrera 4S Cabriolet
Weights				
Curb weight (lbs.)	3,460	3,614	3,487	3,641
Gross weight (lbs.)	4,376	4,497	4,431	4,553
Performance				
Top track speed (mph)	180	179	190	188
0–60 mph (seconds)	4.0	4.2	3.4	3.6
Sport Chrono Package 0–60 mph w/Launch Control (seconds)	3.8	4.0	3.2	3.4
Fuel consumption*				
City (mpg)	TBD	TBD	TBD	TBD
Highway (mpg)	TBD	TBD	TBD	TBD
Combined (mpg)	TBD	TBD	TBD	TBD
Dimensions/aerodynamics				
Length (in.)	177.9	177.9	177.9	177.9
Width including exterior mirrors (with exterior mirrors folded) (in.)	79.7 (72.9)	79.7 (72.9)	79.7 (72.9)	79.7 (72.9)
Height (in.)	51.1	51.1	51.1	51.1
Wheelbase (in.)	96.5	96.5	96.5	96.5
Fuel tank capacity (gal.)	17.6	17.6	17.6	17.6
Drag coefficient (Cd)	0.31	0.31	0.31	0.31

Important Limitations of Porsche Driver Assistance Systems.

- 1 None of Porsche's Driver Assistance Systems can prevent accidents or loss of control.
- 2 No Driver Assistance System is ever a substitute for attentive driving. It is the driver's responsibility to be observant and in control of the vehicle at all times.
- 3 Please see your vehicle's owners' manual for further details about, and important limitations of, each of the specific systems described below.

ACTIVE LANE KEEP ASSIST

- 1 Active Lane Keep Assist may not detect lane markings in certain road, weather, and driving conditions.
- 2 System is available only in conjunction with active Adaptive Cruise Control.

ADAPTIVE CRUISE CONTROL

- 1 Adaptive Cruise Control should not be used in unfavorable road conditions and poor weather conditions.
- 2 Adaptive Cruise Control automatically maintains a set speed and a set distance at a speed above approximately 19 mph–130 mph.

AUTO EMERGENCY STOP

- 1 Auto Emergency Stop depends in part on signals from the worldwide Global Positioning Satellite network. The vehicle's electronic system and data connection, and existing wireless satellite technology, must be available and operating properly for the system to function fully.

PORSCHE DYNAMIC LIGHTING SYSTEM

- 1 Static cornering lights—At speeds of up to 80 mph static cornering light is switched on when the steering wheel is turned.
- 2 Dynamic cornering light—Above a speed of around 3 mph, the low beam or high beam headlights are swiveled in the direction of the curve to illuminate the road more clearly, depending on the speed of the vehicle and the extent to which the steering wheel is turned.

PORSCHE DYNAMIC LIGHT SYSTEM PLUS

- 1 High Beam Assistant is switched on at between 20 mph and 37 mph.

HEAD-UP DISPLAY

The driver's view of the information in the Head-Up Display may be impaired by the following factors:

- Sunglasses with certain polarizing
- Wet roads
- Unfavorable lighting conditions

PORSCHE INNO DRIVE INCLUDING ADAPTIVE CRUISE CONTROL

- 1 InnoDrive depends in part on signals from the worldwide Global Positioning Satellite network. The vehicle's electronic system and data connection, and existing wireless satellite technology, must be available and operating properly for the system to function fully.
- 2 Construction zones, traffic flow, and other road system changes are beyond the control of Porsche Cars North America. Complete detailed mapping of lanes, roads, streets, toll roads, tollbooths, highways, road signs, and so forth is impossible. Therefore, you may encounter discrepancies between the mapping and the actual location and conditions you encounter. Always pay careful attention to the road, give precedence to directional signs on the road and not the system, and do not drive while distracted.

INTERSECTION ASSIST

- 1 This system detects only other vehicles, but not people, cyclists, or animals, for example.

LANE CHANGE ASSIST

- 1 Lane Change Assist operates above a driving speed of approximately 10 mph.
- 2 Rear Turn Assist—Supports Lane Change Assist only when driving off and on the vehicle side on which the turn signal was actuated. Active at speeds up to approximately 12 mph.

LANE KEEP ASSIST WITH TRAFFIC SIGN RECOGNITION

- 1 Lane Keep Assist may not detect lane markers in certain road, weather, or driving conditions. Please see owner's manual for further details and important warnings about limitations of the system.
- 2 This system depends in part on signals from the worldwide Global Positioning Satellite network. The vehicle's electronic system and data connection, and existing wireless satellite technology, must be available and operating properly for the system to function fully.
- 3 Traffic Sign Recognition may not always see or understand every sign. It depends upon a clear, unobstructed view of the road ahead, and well-maintained and clean road signs of generally recognized types.
- 4 Lane Keep Assist may be passive if the vehicle speed is below the activation speed of approximately 40 mph.

NIGHT VISION ASSIST

- 1 Night Vision Assist does not prevent accidents. The system may not represent objects as the eye does. It will not detect persons or animals under certain lighting and temperature conditions, and it cannot detect inanimate objects in the road.
- 2 Night Vision Assist detects persons and animals when it is sufficiently dark and at an ambient temperature below 82°.

PARK ASSIST (FRONT AND REAR) WITH VISUAL AND AUDIBLE WARNING

- 1 ParkAssist cannot detect sound-absorbing obstacles such as powdery snow, clothing made from fabric, skin or fur; sound-reflecting obstacles such as glass surfaces, flat painted surfaces, very thin obstacles, i.e. thin posts or obstacles above and below the sensors.
- 2 ParkAssist is activated automatically up to a speed of approximately 10 mph and when operational readiness is established in the following situations: Reverse gear engaged or distance in front is less than approximately 32 in. or rolling backward is detected.
 - Reversing camera—The objects shown by the camera appear distorted. The image from the rear view camera does not show the entire area behind the vehicle.
 - Surround View—The objects shown by the cameras appear distorted. Many of the screen windows do not show the entire area around the vehicle.

TRAFFIC JAM ASSIST

- 1 Traffic Jam Assist supports the driver when driving in traffic jam situations or in slow-moving traffic in a speed range below approximately 40 mph.

WARN AND BRAKE ASSIST (COLLISION AND BRAKE ASSIST)

- 1 Warn and Brake Assist cannot prevent most collisions, although it may help to reduce their severity.
- 2 Warn and Brake Assist may not detect every object in the road.
- 3 The system may not operate if certain evasive maneuvers are performed by the driver.
- 4 The system is available as of walking speed and can react to pedestrians or cyclists up to a speed of approximately 53 mph.
- 5 The function may be restricted or unavailable up to 10 seconds after establishing operational readiness, and other instances.

WET MODE

- 1 WET mode depends on sensors in the front wheel arches. It cannot provide assistance if there is too much water present, if the vehicle is driving too fast, or if the sensors are obstructed by dirt, excessive water, or other obstructions.
- 2 WET mode cannot detect or prevent aquaplaning.

Not all the Driver Assistance Systems described in this brochure are installed or available on every model. Some Driver Assistance Systems are optional at extra cost. Some Driver Assistance Systems require the selection of other systems or options at additional cost. Some Driver Assistance Systems are not available in combination with others. Ask your authorized Porsche dealer for details about the models and systems in which you are interested.

Model shown | 911 Carrera S Cabriolet





Porsche Cars North America, Inc.
One Porsche Drive
Atlanta, Georgia 30354-1654



Dr. Ing. h.c. F. Porsche AG is the owner of numerous trademarks, both registered and unregistered, including, without limitation, the Porsche Crest®, Porsche®, Boxster®, Carrera®, Cayenne®, Cayman®, Macan®, Panamera®, Spyder®, Taycan™, PCM®, PDK®, 911®, 718®, RS®, 4S®, and the model numbers and distinctive shapes of the Porsche automobiles, such as the federally registered 911 and Boxster automobiles. The third party trademarks contained herein are the property of their respective owners. All text, images, and other content in this publication are protected by copyright. No part of this publication may be reproduced in any form or by any means without prior written permission of Porsche Cars North America, Inc. Porsche Cars North America, Inc. believes all specifications and other information contained herein to be correct at the time of printing. However, specifications, equipment, colors, and options are subject to change without notice or obligation. Some options may be unavailable when any particular car is built. Some vehicles may be shown with non-U.S. equipment. Please ask your authorized Porsche dealer for advice concerning the current availability of options and verify that your car has the optional equipment you ordered. Porsche recommends seat belt usage and observance of traffic laws at all times.